

# VENTURIA Series

**NEW**



Extract system ensuring a **continuous exhausting of air within residential homes** through the extract ports located in several rooms (kitchens, toilets, bathrooms, etc) and air inlets located in the main rooms (utility, bedrooms, etc) allowing the input of fresh air. Equipped with a centrifugal fan and fitted with a two speed, low energy consumption, 230V-50Hz motor, IP44, class B insulation. The Venturia extract system is designed for **continuous operation**. Fitted with a two speed switch controlling the maximum airflow performance in the kitchen.



VENTURIA

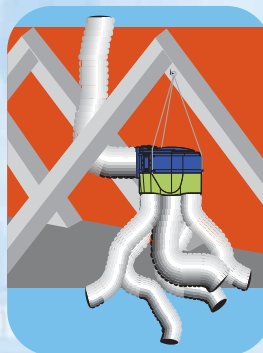
Whole house extract units

### Continuous fresh air




The Venturia extract system ensures the continuous air renewal in residential houses through the extract ports located in several rooms (kitchen, toilets, bathrooms) and air inlets located in the main rooms (utility, bedrooms).

### Remote location



Three ant vibration hanging cords enabling to hang the unit in the attic of a house or in false ceilings reducing the radiated noise

### Standard version



- 4 exhaust valves of Ø 80 mm for toilets and bathrooms, removable by means of a quarter turn and fitted with two ring clamps allowing a quick and watertight installation of the ducts without tools and clamps. The exhaust valves of Ø 80 mm are regulated automatically: 2 of 15 m<sup>3</sup>/h and 2 of 30 m<sup>3</sup>/h.
- Exhaust automatically regulated valves for kitchen of Ø 125 mm (45 m<sup>3</sup>/h and 135 m<sup>3</sup>/h), with 2 ring clamps for a fast installation.
- Discharge port of Ø 125 mm allowing to expel the exhaust air to the outside.
- Terminal box fitted
- Two plastic covers to block the exhaust valves that are not operating.

### Easy maintenance

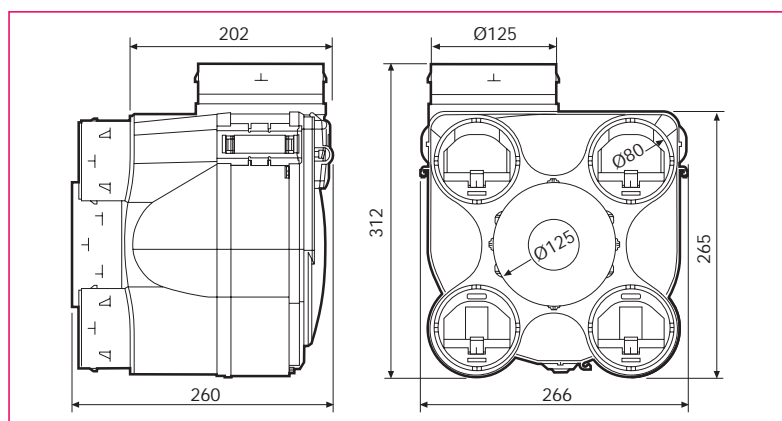


3 opening and closing flanges allowing the dismantling of the assembly motor-extractor without the need of disconnecting the ducts and the exhaust valves

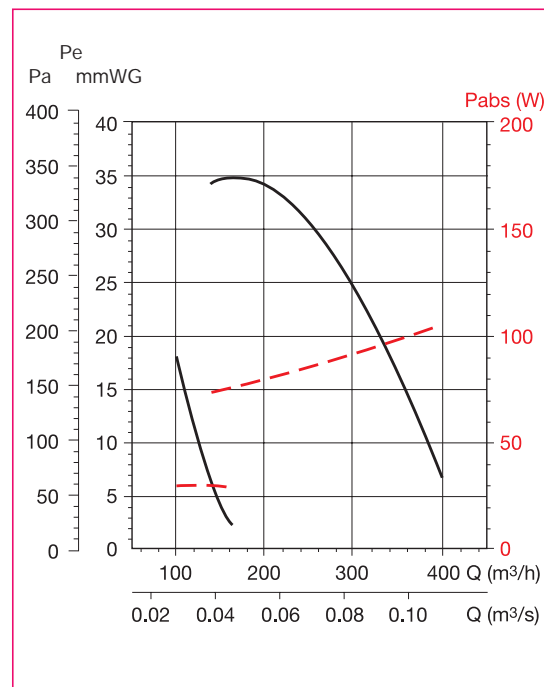
### Technical characteristics

Model	Voltage (r.p.m.)	Power absorbed at free discharge (W)	Absorbed current (A)
VENTURIA-SF	230	65/24	0,3/0,2
VENTURIA-SF KIT	230	65/24	0,3/0,2

### Dimensions (mm)



### Performance curve



### Accessories



Model	Ø (mm)
Exhaust valve BOAP-80	80
Exhaust valve BOAP-125	125
Switch VMC 2 V	

## KIT VENTURIA



Fitted with the Venturia extract system, 2 exhaust valves designed for bathrooms of Ø 80 mm, 1 exhaust valve for kitchens of Ø 125 mm, and a 2 speed switch.

